

SAUNA



HEATERS





ISO 9001:2008 (Quality Management System) and ISO 14001:2004
(Environmental Management System) certified company.

Rediscover SAWO sauna heaters.

Reliable. Economic. Durable. Those are the streamlines of SAWO stainless electric sauna heaters.

SAWO heaters continuously evolve to give you the best sauna experience. Each of these heaters has own character that is fine-tuned to your sauna bathing desires. SAWO heaters possess fast heating capacity and energy saving features. Examine each of these heaters and get the most compatible for your sauna.





Tower Heaters

Tower heater is best described as a "sauna stone pillar". The design is developed to produce steam from the lowest to the highest part of the sauna room. The bather will enjoy a full-body distribution of steam with Tower heaters.



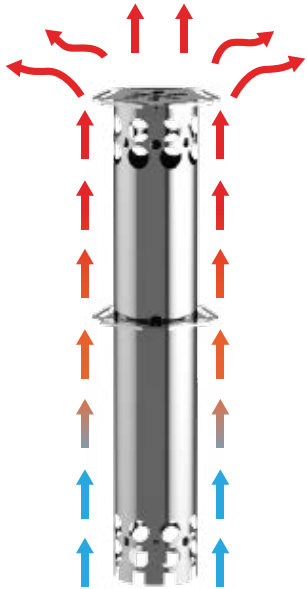
Tower heaters can store huge amount of heat because it can hold a mammoth amount of stones up to 360 kilograms, so more heat are stored! The sauna room will have a modest heat when it has plenty of stones. Huge moist and steam is released when water is thrown into the rocks. Tower heaters are ideal for those who enjoy mild and humid sauna room. Furthermore, the Tower heater ensures a long-lasting and steady heat. Stone spacer can be optional in use.

Tower heaters are with optional heater guards and collars that protect bathers from accidental burns and make your sauna room more elegant.

Tower Stone Spacer

SAWO Tower heaters are upgraded to serve all sauna enthusiasts better. All our Tower heaters (Round, Corner and Wall) are now with stone spacer.

SAWO Tower heaters have different characteristics using with or without the stone spacer, and the end customer can decide whether to use it or not based on their own preferences.

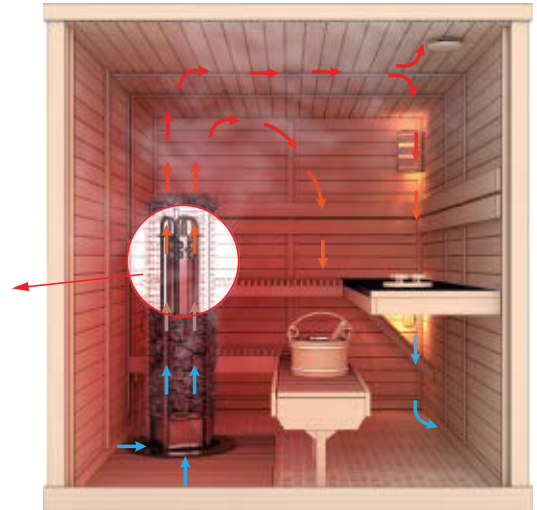


No Stone Spacer

- More stones means more steam
- Softer steam
- Milder room temperature
- Massive amount of stones keep heat for a longer time
- Energy efficient for commercial use where the heater is on long periods of time

With Stone Spacer

- Heating up time is reduced which saves electricity
- Extend life span of heating element
- Improves air circulation
- Hotter room temperature
- 15-40% less stones



Illustrative visualization only



Round Tower Heater

Round Tower heater is a tall sauna heater that can handle up to 360 kilograms of stones. The solid steel ring rods of tower heater support the huge amount of stones. There is a minimal water deflection when throwing water unto the heater as the rods are round and thin. The result is a better steam inside your sauna room.


Round tower heaters are best in the middle of the sauna room. Power ranges are from 3 kW until 24 kW.



*Ni models are with integrated Innova control. Innova control gives bathers plenty of features for a desirable sauna.



HEATER MODEL	kW	SAUNA ROOM		SIZE OF HEATER			STONES		CONTROL
		MIN	MAX	WIDTH	DEPTH	HEIGHT	Without Stone Spacer (KG)	With Stone Spacer	
TH2-30NB	3.0	2	4	260	260	1300	70	60	built-in
TH2-35NB	3.5	3	6	260	260	1300	70	60	built-in
TH3-45NB	4.5	3	6	260	260	1300	70	60	built-in
TH3-60NB	6.0	5	8	260	260	1300	70	60	built-in
TH2-30NS	3.0	2	4	260	260	1300	70	60	separate
TH3-35NS	3.5	3	6	260	260	1300	70	60	separate
TH3-45NS	4.5	3	6	260	260	1300	70	60	separate
TH3-60NS	6.0	5	8	260	260	1300	70	60	separate
TH4-60NB	6.0	5	9	315	315	1300	105	90	built-in
TH4-60NS	6.0	5	9	315	315	1300	105	90	separate
TH5-80NB	8.0	7	13	315	315	1300	105	90	built-in
TH5-80NS	8.0	7	13	315	315	1300	105	90	separate
TH5-90NS	9.0	8	14	315	315	1300	105	90	separate
TH6-80NB	8.0	7	14	365	365	1300	160	100	built-in
TH6-90NB	9.0	8	15	365	365	1300	160	100	built-in
TH6-80NS	8.0	7	14	365	365	1300	160	100	separate
TH6-90NS	9.0	8	15	365	365	1300	160	100	separate
TH6-105NS	10.5	9	16	365	365	1300	160	100	separate
TH6-120NS	12.0	11	18	365	365	1300	160	100	separate
TH6-80Ni	8.0	7	14	365	365	1300	160	100	innova
TH6-90Ni	9.0	8	15	365	365	1300	160	100	innova
TH6-105Ni	10.5	9	16	365	365	1300	160	100	innova
TH6-120Ni	12.0	11	18	365	365	1300	160	100	innova
TH9-105NS	10.5	10	16	450	450	1300	230	165	separate
TH9-120NS	12.0	11	20	450	450	1300	230	165	separate
TH9-150NS	15.0	14	25	450	450	1300	230	165	separate
TH9-180NS	18.0	18	28	450	450	1300	230	165	separate
TH9-105Ni	10.5	10	16	450	450	1300	230	165	innova
TH9-120Ni	12.0	11	20	450	450	1300	230	165	innova
TH9-150Ni	15.0	14	25	450	450	1300	230	165	innova
TH12-150NS	15.0	15	26	545	545	1300	360	220	separate
TH12-180NS	18.0	18	30	545	545	1300	360	220	separate
TH12-210NS	21.0	22	35	545	545	1300	360	220	separate
TH12-240NS	24.0	24	40	545	545	1300	360	220	separate
TH12-150Ni	15.0	15	26	545	545	1300	360	220	innova
TH12-180Ni	18.0	18	30	545	545	1300	360	220	innova
TH12-210Ni	21.0	22	35	545	545	1300	360	220	innova
TH12-240Ni	24.0	24	40	545	545	1300	360	220	innova



Wall Tower Heater

Wall Tower Heater is ideally placed on the sauna wall. It conserves space inside your sauna, Available with built-in and is separate control or with integrated innova control (Ni Models).

Power ratings of the Wall Tower Heaters varies from 3 - 24 kW.



*Ni models are with integrated InnoVa control. InnoVa control gives bathers plenty of features for a desirable sauna.



HEATER MODEL	kW	SAUNA ROOM		SIZE OF HEATER			STONES		CONTROL
		MIN	MAX	WIDTH	DEPTH	HEIGHT	Without Stone Spacer	With Stone Spacer	
		(m ²)		(mm)	(mm)	(mm)	(kg)	(kg)	
TH2-30NB-WL	3.0	2	4	385	230	1395	70	60	built-in
TH2-35NB-WL	3.5	3	6	385	230	1395	70	60	built-in
TH3-45NB-WL	4.5	3	6	385	230	1395	70	60	built-in
TH3-60NB-WL	6.0	5	8	385	230	1395	70	60	built-in
TH2-30NS-WL	3.0	2	4	385	230	1395	70	60	separate
TH3-35NS-WL	3.5	3	6	385	230	1395	70	60	separate
TH3-45NS-WL	4.5	3	6	385	230	1395	70	60	separate
TH3-60NS-WL	6.0	5	8	385	230	1395	70	60	separate
TH4-60NB-WL	6.0	5	9	475	250	1395	120	90	built-in
TH4-60NS-WL	6.0	5	9	475	250	1395	120	90	separate
TH5-80NB-WL	8.0	7	13	475	250	1395	120	90	built-in
TH5-80NS-WL	8.0	7	13	475	250	1395	120	90	separate
TH5-90NS-WL	9.0	8	14	475	250	1395	120	90	separate
TH6-80NB-WL	8.0	7	14	550	320	1395	160	105	built-in
TH6-90NB-WL	9.0	8	15	550	320	1395	160	105	built-in
TH6-80NS-WL	8.0	7	14	550	320	1395	160	105	separate
TH6-90NS-WL	9.0	8	15	550	320	1395	160	105	separate
TH6-105NS-WL	10.5	9	16	550	320	1395	160	105	separate
TH6-120NS-WL	12.0	11	18	550	320	1395	160	105	separate
TH6-80Ni-WL	8.0	7	14	550	320	1395	160	105	innoVa
TH6-90Ni-WL	9.0	8	15	550	320	1395	160	105	innoVa
TH6-105Ni-WL	10.5	9	16	550	320	1395	160	105	innoVa
TH6-120Ni-WL	12.0	11	18	550	320	1395	160	105	innoVa
TH9-105NS-WL	10.5	10	16	650	355	1395	180	115	separate
TH9-120NS-WL	12.0	11	20	650	355	1395	180	115	separate
TH9-150NS-WL	15.0	14	25	650	355	1395	180	115	separate
TH9-180NS-WL	18.0	18	28	650	355	1395	180	115	separate
TH9-105Ni	10.5	10	16	650	355	1395	180	115	innoVa
TH9-120Ni	12.0	11	20	650	355	1395	180	115	innoVa
TH9-150Ni	15.0	14	25	650	355	1395	180	115	innoVa
TH12-150NS-WL	15.0	15	26	790	425	1395	250	165	separate
TH12-180NS-WL	18.0	18	30	790	425	1395	250	165	separate
TH12-210NS-WL	21.0	22	35	790	425	1395	250	165	separate
TH12-240NS-WL	24.0	24	40	790	425	1395	250	165	separate
TH12-150Ni-WL	15.0	15	26	790	425	1395	250	165	innoVa
TH12-180Ni-WL	18.0	18	30	790	425	1395	250	165	innoVa
TH12-210Ni-WL	21.0	22	35	790	425	1395	250	165	innoVa
TH12-240Ni-WL	24.0	24	40	790	425	1395	250	165	innoVa



Corner Tower Heater

Corner Tower heaters, as its name suggests, are placed in the corner of the sauna room. The design of these heaters gives you more flexibility with your sauna room layout.

Corner Tower heaters are available with built-in control, separate control or with integrated Innova control system.



*Ni models are with integrated Innova control. Innova control gives bathers plenty of features for a desirable sauna.



HEATER MODEL	kW	SAUNA ROOM (m ²)		SIZE OF HEATER			STONES		CONTROL
		MIN	MAX	WIDTH	DEPTH	HEIGHT	Without Stone Spacer	With Stone Spacer	
TH2-30NB-CNR	3.0	2	4	300	300	1380	70	45	built-in
TH2-35NB-CNR	3.5	3	6	300	300	1380	70	45	built-in
TH3-45NB-CNR	4.5	3	6	300	300	1380	70	45	built-in
TH3-60NB-CNR	6.0	5	8	300	300	1380	70	45	built-in
TH2-30NS-CNR	3.0	2	4	300	300	1380	70	45	separate
TH3-35NS-CNR	3.5	3	6	300	300	1380	70	45	separate
TH3-45NS-CNR	4.5	3	6	300	300	1380	70	45	separate
TH3-60NS-CNR	6.0	5	8	300	300	1380	70	45	separate
TH4-60NB-CNR	6.0	5	9	355	355	1380	105	70	built-in
TH4-60NS-CNR	6.0	5	9	355	355	1380	105	70	separate
TH5-80NB-CNR	8.0	7	13	355	355	1380	105	70	built-in
TH5-80NS-CNR	8.0	7	13	355	355	1380	105	70	separate
TH5-90NS-CNR	9.0	8	14	355	355	1380	105	70	separate
TH6-80NB-CNR	8.0	7	14	415	415	1380	160	80	built-in
TH6-90NB-CNR	9.0	8	15	415	415	1380	160	80	built-in
TH6-80NS-CNR	8.0	7	14	415	415	1380	160	80	separate
TH6-90NS-CNR	9.0	8	15	415	415	1380	160	80	separate
TH6-105NS-CNR	10.5	9	16	415	415	1380	160	80	separate
TH6-120NS-CNR	12.0	11	18	415	415	1380	160	80	separate
TH6-80Ni-CNR	8.0	7	14	415	415	1380	160	80	innova
TH6-90Ni-CNR	9.0	8	15	415	415	1380	160	80	innova
TH6-105Ni-CNR	10.5	9	16	415	415	1380	160	80	innova
TH6-120Ni-CNR	12.0	11	18	415	415	1380	160	80	innova



Tower Heater Guards and Integration Collars


Heater guards are precautionary measure against accidental contact with the heater while integration collars add accent and beauty to your sauna interior. Guard rails are made from Cedar or Aspen wood and are mounted to the heater. Integration collars are available either from thick hairline stainless steel metal, soft metamorphic rock - soapstones or from strong laminated wood. All of them has a design to fit for Round, Wall and Corner Tower heaters!




Guard Rails



Soapstone
Integration Collars



Stainless
Integration Collars



Wooden
Integration Collars

Round



Wall



Corner





Round Aries Tower Heater

The Aries is known for its fast heating capability and adequate amount of stones that is good for small and medium-sized sauna rooms. A luscious sauna is guaranteed with stack of heated stones. Aries is also available in 18 kW for big sauna rooms.

All Aries heater timer and thermostat controls can switch sides. This makes it very handy to install the heater.

Aries is a fine choice for current heater upgrades.

HEATER MODEL	kW	SAUNA ROOM		SIZE OF HEATER			STONES (kg)	CONTROL
		MIN (m ²)	MAX (m ²)	WIDTH (mm)	DEPTH (mm)	HEIGHT (mm)		
ARI3-45NB	4.5	3	6	300	300	930	60	built-in
ARI3-60NB	6.0	5	8	300	300	930	60	built-in
ARI3-75NB	7.5	7	12	300	300	930	60	built-in
ARI3-90NB	9.0	8	14	300	300	930	60	built-in
ARI3-45NS	4.5	3	6	300	300	930	60	separate
ARI3-60NS	6.0	5	8	300	300	930	60	separate
ARI3-75NS	7.5	7	12	300	300	930	60	separate
ARI3-90NS	9.0	8	14	300	300	930	60	separate
ARI6-90NB	9.0	8	15	360	360	930	110	built-in
ARI6-90NS	9.0	8	15	360	360	930	110	separate
ARI6-105NS	10.5	9	16	360	360	930	110	separate
ARI6-120NS	12.0	10	18	360	360	930	110	separate
ARI6-150NS	15.0	13	24	360	360	930	110	separate
ARI6-180NS	18.0	18	30	360	360	930	110	separate





Corner Aries Tower Heater

Corner Aries Tower Heater can conserve much of your limited sauna room space. The bathers are more secured from accidental contact as it is placed in the corner.

The thermostat and timer controls can switch sides. This makes it more convenient for the user when using the sauna.

HEATER MODEL	kW	SAUNA ROOM (m)		SIZE OF HEATER (mm)			STONES (kg)	CONTROL
		MIN	MAX	WIDTH	DEPTH	HEIGHT		
ARI3-45NB-CNR	4.5	3	6	335	335	1000	60	built-in
ARI3-60NB-CNR	6.0	5	8	335	335	1000	60	built-in
ARI3-75NB-CNR	7.5	7	12	335	335	1000	60	built-in
ARI3-90NB-CNR	9.0	8	14	335	335	1000	60	built-in
ARI3-45NS-CNR	4.5	3	6	335	335	1000	60	separate
ARI3-60NS-CNR	6.0	5	8	335	335	1000	60	separate
ARI3-75NS-CNR	7.5	7	12	335	335	1000	60	separate
ARI3-90NS-CNR	9.0	8	14	335	335	1000	60	separate





Wall Aries Tower Heater

Wall Aries heater is best for narrow benches as it can lean on the sides of the wall. These heaters suit well if you plan to upgrade your old wall mounted heaters.

The wide and tall body of wall tower heaters will perfectly cover the markings on the wall made from your previous heater. One of the advantage of Aries built-in heater is that the thermostat and the timer controls can switch sides! The access of the controls is much more flexible.

HEATER MODEL	kW	SAUNA ROOM		SIZE OF HEATER			STONES (kg)	CONTROL
		MIN	MAX	WIDTH	DEPTH	HEIGHT		
		(m)		(mm)				
ARI3-45NB-WL	4.5	3	6	415	250	1030	65	built-in
ARI3-60NB-WL	6.0	5	8	415	250	1030	65	built-in
ARI3-75NB-WL	7.5	7	12	415	250	1030	65	built-in
ARI3-90NB-WL	9.0	8	14	415	250	1030	65	built-in
ARI3-45NS-WL	4.5	3	6	415	250	1030	65	separate
ARI3-60NS-WL	6.0	5	8	415	250	1030	65	separate
ARI3-75NS-WL	7.5	7	12	415	250	1030	65	separate
ARI3-90NS-WL	9.0	8	14	415	250	1030	65	separate





Phoenix Tower Heater

Complete your sauna with a unique oval shape ring heater. The Phoenix has angled rings that hold the pile of stones in an upward broadening form. There are more exposed stones on the hot heater top that generate bigger amount of steam when water is thrown unto it.

Phoenix heater has faster heating-up time and can hold up to 85 kg of stones. The removable casing is made from tubes that exposes the stones better. Phoenix heater is available with a separate control unit.

HEATER MODEL	kW	SAUNA ROOM		SIZE OF HEATER			STONES (kg)	CONTROL
		MIN	MAX	WIDTH	DEPTH	HEIGHT		
PNX3-45NS	4.5	3	6	375	340	1080	85	separate
PNX3-60NS	6.0	5	9	375	340	1080	85	separate
PNX3-75NS	7.5	7	13	375	340	1080	85	separate
PNX3-90NS	9.0	8	14	375	340	1080	85	separate
PNX6-90NS	9.0	8	15	525	475	1175	130	separate
PNX6-105NS	10.5	9	16	525	475	1175	130	separate
PNX6-120NS	12.0	11	18	525	475	1175	130	separate
PNX6-150NS	15.0	14	25	525	475	1175	130	separate
PNX6-180NS	18.0	18	28	525	475	1175	130	separate





Stainless Heaters

SAWO Stainless Heaters are traditional Finnish electric sauna heaters made from robust stainless steel. SAWO's selection of stainless heaters includes everything from the small Mini heater, for small sauna rooms (power from 2.3 to 3.6 kW), up to Super Savonia V12, meant for frequently used big sauna rooms (power max 24 kW).



Helius

This exquisite looking modern heater is with slim shape that defies space. The genius airflow design of ventilation in the heater, heats up fresh air inside the sauna room. Only small safety distance (min. 5mm) is required to install Helius heater so you can be more flexible on your sauna room layout. Helius heater is also the good option as a replacement of your old heater.

Helius heaters can also be installed on a recess area of the sauna room that hides it. The heater is supplied with a royal soapstone funnel that is connected with a silicon hose down to the distribution tube. The heating elements are kept separate from the stones which increases its lifespan. The steam comes out from the louver of the division wall. The warm air soothes bathers' skin. The process is regarded as the safest because the heater is concealed from the bather.

HEATER MODEL	kW	SAUNA ROOM (m ²)		SIZE OF HEATER (mm)			CONTROL
		MIN	MAX	WIDTH	DEPTH	HEIGHT	
HES-45NS	4.5	3	6	860	230	655	separate
HES-60NS	6.0	5	8	860	230	655	separate
HES-75NS	7.5	7	12	860	230	655	separate
HES-90NS	9.0	8	14	860	230	655	separate





Taurus

Taurus heater is with advance sensory system that detects early stage of heating element malfunctions.

Taurus is available in more traditional version of the heater where stones are in contact with heating elements and a more modern approach -Gtype where the rock container keeps stones separated from the heating elements which increases life span of the heating elements.

HEATER MODEL	kW	SAUNA ROOM		SIZE OF HEATER			STONES (kg)	CONTROL
		MIN (m ²)	MAX (m ²)	WIDTH	DEPTH (mm)	HEIGHT		
TAU-90NS / TAU-90NS-G	9,0	8	14	560	570	685	45/50	separate
TAU-105NS / TAU-105NS-G	10,5	9	15	560	570	685	45/50	separate
TAU-120NS / TAU-120NS-G	12,0	10	18	560	570	685	45/50	separate
TAU-150NS / TAU-150NS-G	15,0	14	25	710	570	685	65/75	separate
TAU-180NS / TAU-180NS-G	18,0	18	30	710	570	685	65/75	separate
TAU-180NS-V12 / TAU-180NS-V12-G	18,0	18	30	950	570	685	90/100	separate
TAU-210NS-V12 / TAU-210NS-V12-G	21,0	22	35	950	570	685	90/100	separate
TAU-240NS-V12 / TAU-240NS-V12-G	24,0	24	40	950	570	685	90/100	separate





Mini

Mini heater is the best solution for small sauna rooms (good for 1-2 persons). Its smaller body and movable control panel can make the most of a very small space. Its control panel can either be placed on the left or right side of the heater. Mini can hold 11 kG stones. The Mini is available with either built-in or separate control panel.

Available in 2.3 kW, 3 kW and 3.6 kW.

HEATER MODEL	kW	SAUNA ROOM		SIZE OF HEATER			STONES (kg)	CONTROL
		MIN (m ²)	MAX (m ²)	WIDTH (mm)	DEPTH (mm)	HEIGHT (mm)		
MN-23NB	2.3	1.3	2.5	435	215	450	11	built-in
MN-30NB	3.0	2	4	435	215	450	11	built-in
MN-36NB	3.6	3	6	435	215	450	11	built-in
MN-23NS	2.3	1.3	2.5	330	215	450	11	separate
MN-30NS	3.0	2	4	330	215	450	11	separate
MN-36NS	3.6	3	6	330	215	450	11	separate





Mini X

Mini X is ideal for very small sauna rooms (good for 1-2 persons). Especially made to fit in cabin corners or against a flat wall. This provides maximum bathing space.

Can hold 11 kG of sauna stones. Available in 2.3 kW, 3 kW and 3.6 kW.



HEATER MODEL	kW	SAUNA ROOM		SIZE OF HEATER			STONES (kg)	CONTROL
		MIN (m)	MAX (m)	WIDTH	DEPTH (mm)	HEIGHT		
MX-23NB	2.3	1.3	2.5	330	*320/435	500	11	built-in
MX-30NB	3.0	2	4	330	*320/435	500	11	built-in
MX-36NB	3.6	3	6	330	*320/435	500	11	built-in
MX-23NS	2.3	1.3	2.5	330	*205/320	500	11	separate
MX-30NS	3.0	2	4	330	*205/320	500	11	separate
MX-36NS	3.6	3	6	330	*205/320	500	11	separate

*Wall mounted/corner mounted





Scandia

Scandia is good for small and medium sized sauna rooms (good for 3-6 persons). It has a robust body and increased stone capacity that can hold 18 to 22 kg of stones. Like the Mini heater, it is available either with built-in control unit or separate control panel. Power kilowatt ranges in 4.5 kW, 6 kW, 8 kW and 9 kW.

Scandia 6 to 9 kW heaters are supplied with heat reflector. The heat reflector prevents burn marks on the wall and makes heat to travel on the lower part of the sauna room.



HEATER MODEL	kW	SAUNA ROOM MIN MAX (m ²)	SIZE OF HEATER WIDTH DEPTH HEIGHT (mm)	STONES (kg)	CONTROL
SCA-45NB	4.5	3 6	515 290 *450	22	built-in
SCA-60NB	6.0	5 8	515 290 *450	22	built-in
SCA-80NB	8.0	7 13	515 290 575	22	built-in
SCA-90NB	9.0	8 14	515 290 575	22	built-in
SCA-45NS	4.5	3 6	410 290 *450	22	separate
SCA-60NS	6.0	5 8	410 290 *450	22	separate
SCA-80NS	8.0	7 13	410 290 575	22	separate
SCA-90NS	9.0	8 14	410 290 575	22	separate

*Optional heat reflector for Scandia 4.5 kW.





Savonia

The Savonia Family are electric heaters designed to withstand extreme heat that needs little care and maintenance. They can handle large amount of stones for more pleasant sauna steam. Savonia heaters are with adjustable leg support that keeps the heater stand leveled on the floor. Suitable for sauna rooms that are used for apartments, hotels, holiday resorts, fitness centers and other commercial facilities.

The Savonia is available in 9 kW, 10.5 kW and 12 kW. Super Savonia is the middle range that has 15 kW and 18 kW power. Super Savonia V12 can hold up to 100 kg of stones and power range from 18 kW up to 24 kW.



HEATER MODEL	kW	SAUNA ROOM		SIZE OF HEATER			STONES (kg)	CONTROL
		MIN	MAX	WIDTH	DEPTH	HEIGHT		
SAV-90NS	9.0	8	14	440	420	655	50	separate
SAV-105NS	10.5	9	15	440	420	655	50	separate
SAV-120NS	12.0	10	18	440	420	655	50	separate
SAV-150NS	15.0	13	23	590	420	655	75	separate
SAV-180NS	18.0	17	29	590	420	655	75	separate
SAV-180NS-V12	18.0	18	30	740	420	655	100	separate
SAV-210NS-V12	21.0	22	35	740	420	655	100	separate
SAV-240NS-V12	24.0	26	42	740	420	655	100	separate





Nordex

Nordex heater is good for small and medium sized sauna rooms (for 3-6 persons). It has a flexible built-in control unit which gives you a choice to have the controls facing right, left or center. Nordex heater can hold 18 to 22 kg of stones.

Available in 4.5 kW, 6 kW, 8 kW and 9 kW.



HEATER MODEL	kW	SAUNA ROOM (m ²)		SIZE OF HEATER (mm)			STONES (kg)	CONTROL
		MIN	MAX	WIDTH	DEPTH	HEIGHT		
NR-45NB	4.5	3	6	410	300	500	18	built-in
NR-60NB	6.0	5	8	410	300	500	18	built-in
NR-80NB	8.0	7	13	410	300	575	22	built-in
NR-90NB	9.0	8	14	410	300	575	22	built-in
NR-45NS	4.5	3	6	410	300	500	18	separate
NR-60NS	6.0	5	8	410	300	500	18	separate
NR-80NS	8.0	7	13	410	300	575	22	separate
NR-90NS	9.0	8	14	410	300	575	22	separate





Stone Heaters

SAWO's Stone Heaters are made from Finnish soapstone. These heaters are very unique because they are made from a combination of stainless metal frame and soapstones. Soapstones are known to be good conductor of heat. Sauna room can dry quickly as soapstones prolong the high temperature inside the sauna after use. The soapstone heaters are available in different sizes and designs for small and big sauna rooms. Power ranges from 3 to 24 kilowatt.



Nimbus

Nimbus heater is a one of a kind design because it is totally covered by soapstones.

The heat inside the heater is well stored by soapstones that covers the heater. The stored heat in the soapstones contribute in increasing steam when water touched the sauna stones. Other than this, soapstones prolong the heat inside the sauna room after use. Concave soapstones on the topmost corners are scent basins to hold aroma oils.

The Nimbus heater is available in heating powers 9 kW, 10.5 kW, 12 kW, 15 kW, 18 kW, 21 kW and 24 kW.

HEATER MODEL	kW	SAUNA ROOM (m ²)		SIZE OF HEATER (mm)			SAUNA STONES (kg)	SOAP STONES (kg)	CONTROL
		MIN	MAX	WIDTH	DEPTH	HEIGHT			
NIM-90NS	9,0	8	14	520	470	690	50	80	separate
NIM-105NS	10.5	9	15	520	470	690	50	80	separate
NIM-120NS	12.0	10	18	520	470	690	50	80	separate
NIM-150NS	15.0	13	23	660	470	690	75	100	separate
NIM-180NS	18.0	17	29	660	470	690	75	100	separate
NIM-180NS-V12	18.0	18	30	820	470	690	100	120	separate
NIM-210NS-V12	21.0	22	35	820	470	690	100	120	separate
NIM-240NS-V12	24.0	26	42	820	470	690	100	120	separate





Altostratus

The Altostratus heater is a balance of stainless steel and soapstones.

Altostratus heater is easy to install and it stands on the floor with an adjustable leg support. This model is designed to withstand intense heat and can hold up to 100 kg of sauna stones.

HEATER MODEL	kW	SAUNA ROOM		SIZE OF HEATER			SAUNA STONES (kg)	STONES (kg)	CONTROL
		MIN (m)	MAX (m)	WIDTH (mm)	DEPTH (mm)	HEIGHT (mm)			
ALTO-90NS	9.0	8	14	460	460	705	50	30	separate
ALTO-105NS	10.5	9	15	460	460	705	50	30	separate
ALTO-120NS	12.0	10	18	460	460	705	50	30	separate
ALTO-150NS	15.0	13	23	630	460	705	75	40	separate
ALTO-180NS	18.0	17	29	630	460	705	75	40	separate
ALTO-180NS-V12	18.0	18	30	780	460	705	100	50	separate
ALTO-210NS-V12	21.0	22	35	780	460	705	100	50	separate
ALTO-240NS-V12	24.0	26	42	780	460	705	100	50	separate





Cirrus and Cirrus Rock

The heat produced by Cirrus is well distributed from the floor up to the ceiling. Water thrown in front of the heater runs through the pockets of the soapstone that is then converted to pleasant steam.

The full sauna stone version of Cirrus is the Cirrus Rock. It is loaded up to 64 kg of sauna stones. The huge amount of sauna stones generate more steam inside your sauna. The Cirrus is best for those who want to have a hotter sauna room temperature. Cirrus Rock is for those who enjoy a mild and long lasting steam.

Cirrus / Cirrus Rock heaters can be installed in *Tandem Connection. Available as 3 to 9 kW.

*Tandem connection is connecting more than one heater in a single control unit.



HEATER MODEL	kW	SAUNA ROOM		SIZE OF HEATER			STONES (kg)	SOAPSTONES (kg)	CONTROL
		MIN (m ²)	MAX (m ²)	WIDTH	DEPTH	HEIGHT			
CIR2-30NB/CIR2-30NS	3.0	2	4	410	210	970	6	23	built-in/separate
CIR2-40NB/CIR2-40NS	4.0	3	6	410	210	970	6	23	built-in/separate
CIR2-50NB/CIR2-50NS	5.0	4	8	410	210	970	6	23	built-in/separate
CIR2-60NB/CIR2-60NS	6.0	5	8	410	210	970	6	23	built-in/separate
CRR2-30NB/CRR2-30NS	3.0	2	4	410	240	970	46	-	built-in/separate
CRR2-40NB/CRR2-40NS	4.0	3	6	410	240	970	46	-	built-in/separate
CRR2-50NB/CRR2-50NS	5.0	4	8	410	240	970	46	-	built-in/separate
CRR2-60NB/CRR2-60NS	6.0	5	8	410	240	970	46	-	built-in/separate
CIR3-45NB/CIR3-45NS	4.5	3	6	570	210	970	10	34	built-in/separate
CIR3-60NB/CIR3-60NS	6.0	5	9	570	210	970	10	34	built-in/separate
CIR3-75NB/CIR3-75NS	7.5	7	12	570	210	970	10	34	built-in/separate
CIR3-90NB/CIR3-90NS	9.0	8	14	570	210	970	10	34	built-in/separate
CRR3-45NB/CRR3-45NS	4.5	3	6	570	240	970	64	-	built-in/separate
CRR3-60NB/CRR3-60NS	6.0	5	9	570	240	970	64	-	built-in/separate
CRR3-75NB/CRR3-75NS	7.5	7	12	570	240	970	64	-	built-in/separate
CRR3-90NB/CRR3-90NS	9.0	8	14	570	240	970	64	-	built-in/separate





Cumulus

Cumulus is elegant wall mounted heater that has a decorative soapstone on the front. The top soapstones have pockets to place aroma oil in them.

The Cumulus can hold up to 22 kG of sauna stones. Optional soapstone cubes can be added for a complete soapstone heater experience.

Available as 4.5 kW, 6 kW, 8 kW and 9 kW models in built-in or separate control unit.

HEATER MODEL	kW	SAUNA ROOM (m ²)		SIZE OF HEATER (mm)			SAUNA STONES (kg)	SOAP STONES (kg)	CONTROL
		MIN	MAX	WIDTH	DEPTH	HEIGHT			
CML-45NB	4.5	3	6	420	325	500	18	10	built-in
CML-60NB	6.0	5	8	420	325	500	18	10	built-in
CML-80NB	8.0	7	13	420	325	590	22	10	built-in
CML-90NB	9.0	8	14	420	325	590	22	10	built-in
CML-45NS	4.5	3	6	420	325	500	18	10	separate
CML-60NS	6.0	5	8	420	325	500	18	10	separate
CML-80NS	8.0	7	13	420	325	590	22	10	separate
CML-90NS	9.0	8	14	420	325	590	22	10	separate





Combi heaters

The Combi Heaters are electric heaters with an integrated steamer that allows you to choose from dry to a more humid sauna bathing. Combi heaters are with soapstone scent basins for aroma oils. The patented Water Level Detection System is one of its kind. It give a buzzing sound when water level is very low. Combi heaters are with soapstone scent basins for aroma oils.

Combi heaters are available in different shapes and designs.

Mini Combi (MNC) is for small-sized sauna rooms.

Scandia Combi (SCAC) and Nordex Combi (NRC) for medium-sized sauna rooms.

Savonia Combi (SAVC) and Nimbus Combi (NIMC) are for large sauna rooms either for residential or commercial use.



*Except Nimbus Combi



26 Mini Combi



Scandia Combi



Nordex Combi



Savonia Combi



Nimbus Combi

Fiber coating

SAWO electric heaters are available with optional fiber coating. Aside from aesthetically enhancing, fiber coated heater casing is cool to touch.

Fiber Coated Casings are available for all premium stainless models and their Combi versions.



Fiber Coated Mini



Fiber Coated Mini X



Fiber Coated Scandia



Fiber Coated Savonia




Steam Mate

Steam mate gives you possibilities to increase humidity in your sauna room.

The steam mate is installed with the heater for a softer more humid heat. The steam mate is operated using Combi heater controls.

You may choose between a Mini or Scandia Steam Mate.



28

Mini Steam mate

Scandia Steam mate

HEATER MODEL	kW	SAUNA ROOM MIN MAX (m ²)	WATER TANK	WIDTH	SIZE DEPTH (mm)	HEIGHT	CONTROL
STAR-10SNS	1.0	1.3 8	3.5 L	330	125	480	separate
STAR-210NS	2.0	7 14	5.5 L	410	155	560	separate



Premium

Stainless outer cover & inside parts



Trendline

Stainless outer cover & aluzinc inside parts



Brushed

Hairline outer cover



Fiber Coated

Fiber coated outer cover



Autorefill

Combi heater only with automatic water refill provision



Experience the Genuine Finnish Sauna.
Experience SAWO.

www.sawo.com | info@sawo.com

www.facebook.com/sawosauna

